

Reference date:
28.03.2024.



Raiffeisen Forte Fund

Raiffeisen Forte Fund is an actively managed multi assets balanced fund. With its portfolio investors can benefit from the performance of equities selected by the fund manager and the global bond markets. The target equity weight is 60% which consists of companies selected by a value-based equity analysis method.

recommended minimum investment horizon:

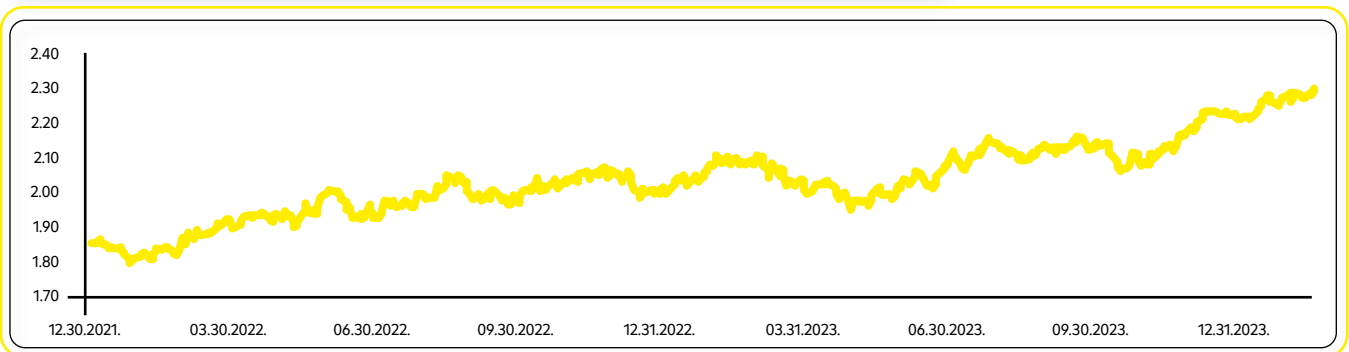


KIID risk level (SRRI)

The EUR and USD series can have different risk ratings.



PERFORMANCE DURING THE ACTUAL INVESTMENT STRATEGY SHARE CLASS 'A' (HUF)



INTRODUCTION OF THE FUND

share classes	A series	E series	U series
Currency	HUF	EUR	USD
investment strategy inception date	2021.12.30	2021.12.30	2021.12.30
ISIN	HU0000703699	HU0000727920	HU0000727938
price	2,441869 HUF	1,248963 €	1,196071 USD
share class net asset value	4 442 007 972 HUF	10 867 398 €	4 712 061 USD
total net asset value	11 536 584 952 HUF		
category	Absolute return fund		

Gábor Szakáll,
the fund's portfolio manager



RETURN	3 month*	6 month*	1 year	3 year	5 year	Since actually investment strategy
"A" series (HUF)	5,97%	10,16%	17,25%	-	-	29,03%
"E" series (EUR)	3,02%	7,86%	12,96%	-	-	28,90%
"U" series (USD)	1,40%	10,01%	13,35%	-	-	29,27%

DEVIATION	3 month*	6 month*	1 year	3 year	5 year	Since actually investment strategy
"A" series (HUF)	6,06%	8,10%	9,14%	-	-	10,19%
"E" series (EUR)	4,96%	6,27%	6,43%	-	-	9,37%
"U" series (USD)	7,23%	8,51%	8,33%	-	-	12,23%

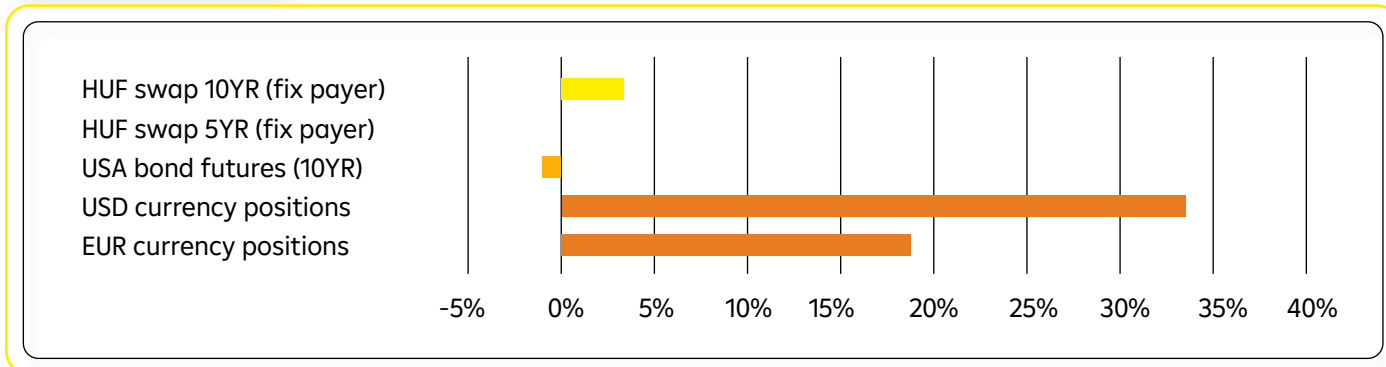
*in-year figures, not annualized.
Past performance is not guarantee of future performance.

TOP EQUITIES

CONCRATE PUMPING HOLDINGS	USA	Concrate pumping
CARMAX	USA	Vehicle trading
UNIBAIL-RODAMCO-WESTFIELD	France	Real estate
CTP	Netherlands	Real estate
AT&T	USA	Telecommunication
CORE LABORATORIES	USA	Chemical industry
ESSITYB	Sweden	Healthcare
BULKERS 2020	Norway	Dry bulk shipping
DHT HOLDING	USA	Shipping
NOKIAN TYRES	Finland	Autógumi gyártás

28 .03.2024.

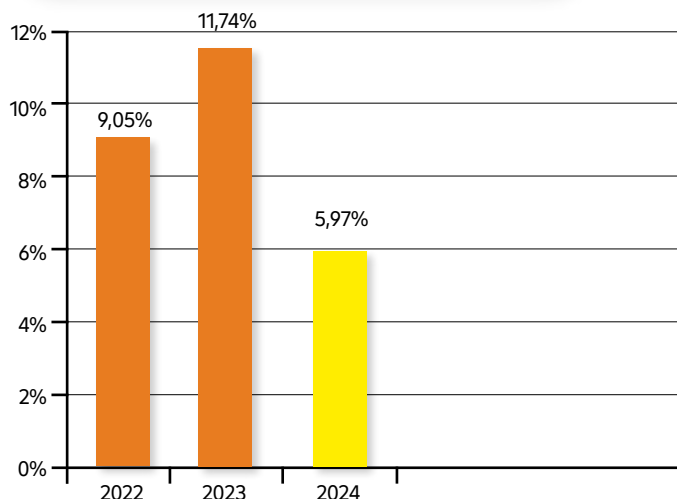
FUTURES POSITION



Disclaimer

The information provided in this document is only for informative purposes, it is not complete and does not count as an offer, investment or audit counselling. Raiffeisen Investment Fund Ltd. is in no way responsible for the information, fact, news, their completeness or inaccuracies, their changes occurring in the meantime, and the consequences of its usage causing any monetary and non-monetary damage. The information, fact, news and any interpretation, explanation, observation, statement represents Raiffeisen Investment Fund Ltd.'s professional opinion at the moment of the creation of this document, it does not contain any guidance concerning future trends, any change in expectations, monetary, economical nor market conditions. Before making any investment decision, read and inform carefully about the investment policy, distributional charges and possible risks concerning the investment from the IF's Key Investor Information Document and the official Prospect, which are available at the place of distribution and on the official website of the investment fund (alapok.raiffeisen.hu). This document is considered as marketing communication according to Kbtv 4. §, (1) paragraph 55. point the manager of the funds is Raiffeisen Investment Fund Ltd., (H-EN-III-187/2015.), distributor is Raiffeisen Bank Zrt. (22/1992., member of BET - Budapest Stock Exchange).

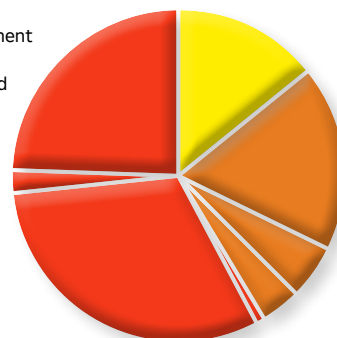
RETURNS FOR THE LAST 5 YEARS AND THE CURRENT YEAR "A" SERIES HUF



Past performance is not guarantee of future performance.
The 2024. data is not annualized.

BOND AND EQUITY POSITIONS

- 14,3% Cash
- 18,13% Corporate Bond
- 5,27% Corporate Bonds garanted by the government
- 3,70% Foreign government bond
- 0,99% Romanian equity
- 31,18% USA equity
- 2,14% Japanese equities
- 24,26% European equity



Unique equity strategies